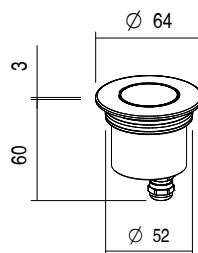



ALTEA MAXI RECESSED R C.C.

IP67 IK08 CE III WP TIPOLOGIA / *TPOLOGY*Incasso | *Recessed*POSIZIONE INSTALLATIVA | *INSTALLATION POSITION*A terra, a parete | *Floor or wall mounting*AMBIENTE INSTALLATIVO | *INSTALLATION LOCATION*Esterno | *Outdoor*

ALTEA MAXI RECESSED R

4W - 6W

 53 mm Finish .01
kg 0,26 Finish .06 .10
kg 0,35

ALTEA MAXI RECESSED R C.C.

CARATTERISTICHE ELETTRICHE | ELECTRICAL FEATURES

POTENZA ASSORBITA POWER CONSUMPTION	4W - 6W
ALIMENTAZIONE POWER SUPPLY	C.C.
ALIMENTATORE POWER SUPPLY UNIT	4W - 350mA non incluso not included 6W - 500mA non incluso not included
COLLEGAMENTO CONNECTION	Serie Series

CARATTERISTICHE ILLUMINOTECNICHE | LIGHTING FEATURES

COLORE LED LED COLOUR	2700K, 3000K, 4000K
INDICE RESA CROMATICA CRI CRI	>80 (2700K, 3000K, 4000K)
BINNING	3 step MacAdam 3 MacAdam steps
OTTICHE OPTICS	18°, 32°, 45°, 18°x39°
UGR	<19
FLUSSO REALE EMESSO - 3000K REAL OUTPUT FLUX	4W 331lm 32° - 6W 472lm 32°
DURATA MEDIA LED AVERAGE LED LIFE	50.000h L80 B10

CARATTERISTICHE MECCANICHE | MECHANICAL FEATURES


PESO WEIGHT	Finishing .01 Kg 0,26 Finishing .06 .10 Kg 0,36
FINITURE FINISHES	Alluminio anodizzato, Acciaio, Acciaio Spazzolato Anodized aluminium, Steel, Brushed Steel
INSTALLAZIONE INSTALLATION	A incasso a terra con cassaforma (non inclusa), a incasso su cartongesso o legno tramite molla (non inclusa), a incasso su muratura con cassaforma (non inclusa) Recessed on ground with housing box (not included), recessed on plasterboard or wood with springs (not included), recessed on brickwork with housing box (not included)
MATERIALE MATERIAL	Corpo in alluminio anticorrosione anodizzato, ghiera in alluminio anodizzato o in acciaio inox AISI 316L, vetro temperato trasparente e lente in PMMA Anticorrosion anodized aluminium body, anodized aluminium or AISI 316L stainless steel trim, transparent tempered glass and PMMA lens

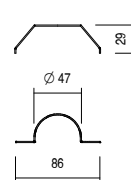
CARATTERISTICHE GENERALI | GENERAL FEATURES


TEMPERATURA DI ESERCIZIO OPERATING TEMPERATURE	-10°C +45°C
GRADO DI PROTEZIONE INGRESS PROTECTION	IP67
GRADO DI RESISTENZA IMPACT RESISTANCE	IK08
GLOW WIRE TEST GLOW WIRE TEST	960°C
TEMPERATURA MASSIMA APPARECCHIO MAX. TEMPERATURE OF FIXTURE	50° @ Ta = 25°
CLASSE DI ISOLAMENTO APPLIANCE CLASS	III
CALPESTABILE WALKOVER	Sì / Yes
CARRABILE DRIVE OVER	2000 Kg
SICUREZZA STANDARD STANDARD SAFETY	WP System
SICUREZZA FOTOBIOLOGICA PHOTOBIOLOGICAL SAFETY	GR1

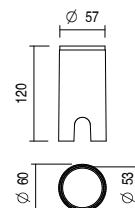
ALTEA MAXI RECESSED R C.C.


ACCESSORI | ACCESSORIES

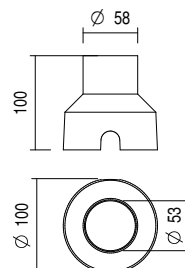
CODICE / CODE	ML053
TIPOLOGIA / TYPOLOGY	Molla di torsione <i>Torsion spring</i>  kg 0,001
MATERIALE MATERIAL	Acciaio inox <i>Stainless steel</i>



CODICE / CODE	CAW53
TIPOLOGIA / TYPOLOGY	Cassaforma <i>Housing box</i>  kg 0,09
MATERIALE MATERIAL	PVC



CODICE / CODE	CAI53
TIPOLOGIA / TYPOLOGY	Cassaforma <i>Housing box</i>  kg 0,06
MATERIALE MATERIAL	ABS

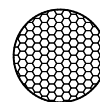


a scelta | to be chosen

a scelta | to be chosen

FILTRI | FILTER

CODICE / CODE	HC
TIPOLOGIA / TYPOLOGY	Filtro Honeycomb <i>Honeycomb filter</i>
NOTE	<i>with 30°, 16°, 40°, 64°, 16°x 40° lens only</i>



CODICE / CODE	BC
TIPOLOGIA / TYPOLOGY	Filtro Black & Clear <i>Black & Clear filter</i>
NOTE	<i>with 8°, 30°, 16°, 40°, 64° lens only</i>

