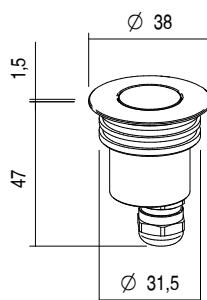




## ALTEA RECESSED R C.C.

IP67 IK08 CE III WP TIPOLOGIA / *TPOLOGY*Incasso | *Recessed*POSIZIONE INSTALLATIVA | *INSTALLATION POSITION*A terra, a parete o a soffitto | *Floor, wall or ceiling mounting*AMBIENTE INSTALLATIVO | *INSTALLATION LOCATION*Esterno | *Outdoor*

ALTEA RECESSED R

1W - 1,6W - 2,5W

 32 mm Finish .01  
kg 0,13 Finish .06 .10  
kg 0,15

## ALTEA RECESSED R C.C.

## CARATTERISTICHE ELETTRICHE | ELECTRICAL FEATURES

POTENZA ASSORBITA   POWER CONSUMPTION	1W - 1,6W - 2,5W
ALIMENTAZIONE   POWER SUPPLY	24Vdc
ALIMENTATORE   POWER SUPPLY UNIT	1W - 350mA non incluso   not included 1,6W - 500mA non incluso   not included 2,5W - 700mA non incluso   not included
COLLEGAMENTO   CONNECTION	Parallelo   Parallel

## CARATTERISTICHE ILLUMINOTECNICHE | LIGHTING FEATURES

COLORE LED   LED COLOUR	2200K, 2700K, 3000K, 4000K, Red, Green, Blue
INDICE RESA CROMATICA CRI   CRI	>80 (2200K, 2700K, 3000K, 4000K)
BINNING	3 step MacAdam   3 MacAdam steps
OTTICHE   OPTICS	15°, 28°, 64°, 16°x 48°
UGR	<19
FLUSSO REALE EMESSO - 3000K REAL OUTPUT FLUX	1W 90lm 28° - 1,6W 128lm 28° - 2,5W 180lm 28°
DURATA MEDIA LED   AVERAGE LED LIFE	50.000h L80 B10

## CARATTERISTICHE MECCANICHE | MECHANICAL FEATURES


PESO   WEIGHT	Finishing .01      Kg 0,12 Finishing .06 .10      Kg 0,15
FINITURE   FINISHES	Alluminio anodizzato, Acciaio, Acciaio Spazzolato Anodized aluminium, Steel, Brushed Steel
INSTALLAZIONE   INSTALLATION	A incasso a terra con cassaforma (non inclusa), a incasso su cartongesso o legno tramite molla (non inclusa), a incasso muratura con cassaforma (non inclusa) Recessed on ground with housing box (not included), recessed on plasterboard or wood with spring (not included), recessed on brickwork with housing box (not included)
MATERIALE   MATERIAL	Corpo in alluminio anticorodal anodizzato, ghiera in alluminio anodizzato o in acciaio inox AISI 316L, vetro temperato trasparente e lente in PMMA Anticorodal anodized aluminium body, anodized aluminium or AISI 316L stainless steel trim, transparent tempered glass and PMMA lens

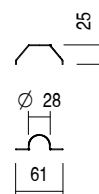
## CARATTERISTICHE GENERALI | GENERAL FEATURES


TEMPERATURA DI ESERCIZIO OPERATING TEMPERATURE	-10°C +45°C
GRADO DI PROTEZIONE   INGRESS PROTECTION	IP67
GRADO DI RESISTENZA   IMPACT RESISTANCE	IK08
GLOW WIRE TEST   GLOW WIRE TEST	960°C
TEMPERATURA MASSIMA APPARECCHIO MAX. TEMPERATURE OF FIXTURE	45° @ Ta = 25°
CLASSE DI ISOLAMENTO   APPLIANCE CLASS	III
CALPESTABILE   WALKOVER	Sì / Yes
CARRABILE   DRIVE OVER	2000 Kg
SICUREZZA STANDARD   STANDARD SAFETY	WP System
SICUREZZA FOTOBIOLOGICA PHOTOBIOLOGICAL SAFETY	GR1

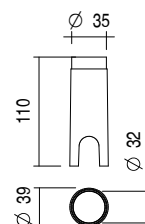
## ALTEA RECESSED R C.C.


## ACCESSORI | ACCESSORIES

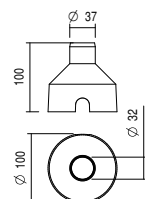
<b>CODICE / CODE</b>	<b>ML032</b>	
<b>TIPOLOGIA / TYPOLOGY</b>	<b>Molla di torsione</b> <i>Torsion spring</i>	 kg 0,001
<b>MATERIALE   MATERIAL</b>	<b>Acciaio inox</b> <i>Stainless steel</i>	



<b>CODICE / CODE</b>	<b>CAW32</b>	
<b>TIPOLOGIA / TYPOLOGY</b>	<b>Cassaforma</b> <i>Housing box</i>	 kg 0,09
<b>MATERIALE   MATERIAL</b>	<b>PVC</b>	



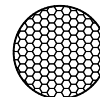
<b>CODICE / CODE</b>	<b>CAI32</b>	
<b>TIPOLOGIA / TYPOLOGY</b>	<b>Cassaforma</b> <i>Housing box</i>	 kg 0,06
<b>MATERIALE   MATERIAL</b>	<b>ABS</b>	



a scelta | to be chosen

## FILTRI | FILTER

<b>CODICE / CODE</b>	<b>HC</b>	
<b>TIPOLOGIA / TYPOLOGY</b>	<b>Filtro Honeycomb</b> <i>Honeycomb filter</i>	
<b>CODICE / CODE</b>	<b>BC</b>	
<b>TIPOLOGIA / TYPOLOGY</b>	<b>Filtro Black &amp; Clear</b> <i>Black &amp; Clear filter</i>	
<b>NOTE</b>	<i>with 15°, 28°, 64° lens only</i>	



a scelta | to be chosen