

UPDATE

RIVER 24Vdc

IP68 IK08 CE III WP SUB 

TIPOLOGIA / TYPOLOGY

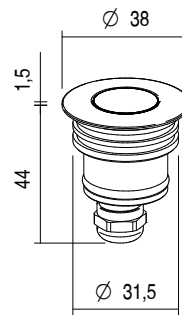
Incasso | Recessed

POSIZIONE INSTALLATIVA | INSTALLATION POSITION

A terra, a parete, a immersione | Floor, wall, by immersion mounting

AMBIENTE INSTALLATIVO | INSTALLATION LOCATION

Esterno | Outdoor



RIVER

2,2W



kg 0,55


RIVER 24Vdc
CARATTERISTICHE ELETTRICHE | ELECTRICAL FEATURES

POTENZA ASSORBITA POWER CONSUMPTION	2,2W
ALIMENTAZIONE POWER SUPPLY	24Vdc
ALIMENTATORE POWER SUPPLY UNIT	24Vdc - 2,2W non incluso not included
COLLEGAMENTO CONNECTION	Parallelo Parallel

CARATTERISTICHE ILLUMINOTECNICHE | LIGHTING FEATURES

COLORE LED LED COLOUR	2200K, 2700K, 3000K, 4000K, Red, Green, Blue
INDICE RESA CROMATICA CRI CRI	>80 (2200K, 2700K, 3000K, 4000K)
BINNING	3 step MacAdam 3 MacAdam steps
OTTICHE OPTICS	10°, 36°, 60°, Diffused, 10° x 55°
FLUSSO REALE EMESSE - 3000K REAL OUTPUT FLUX	2,2W 127lm 36°
DURATA MEDIA LED AVERAGE LED LIFE	50.000h L80 B10

CARATTERISTICHE MECCANICHE | MECHANICAL FEATURES

PESO WEIGHT	kg 0,55
FINITURE FINISHES	Acciaio Steel
INSTALLAZIONE INSTALLATION	A incasso a terra con cassaforma (non inclusa), a incasso su muratura con cassaforma (non inclusa), installazione fuori dall'acqua con cassaforma standard, installazione in immersione permanente con cassaforma IP68 Recessed on ground with housing box (not included), recessed on brickwork with housing box (not included), installation out of water with standard housing box, permanent immersion installation with IP68 housing box
MATERIALE MATERIAL	Corpo in acciaio inox AISI 316L, ghiera in acciaio inox AISI 316L, vetro temperato trasparente e lente in PMMA AISI 316L stainless steel body, AISI 316L stainless steel trim, transparent tempered glass and PMMA lens


CARATTERISTICHE GENERALI | GENERAL FEATURES

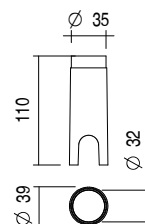
TEMPERATURA DI ESERCIZIO OPERATING TEMPERATURE	-10°C +45°C
GRADO DI PROTEZIONE INGRESS PROTECTION	IP68
GRADO DI RESISTENZA IMPACT RESISTANCE	IK08
GLOW WIRE TEST GLOW WIRE TEST	960°C
TEMPERATURA SCHERMO SCREEN TEMPERATURE	40° @ Ta = 25°
CLASSE DI ISOLAMENTO APPLIANCE CLASS	III
CALPESTABILE WALKOVER	Sì / Yes
CARRABILE DRIVE OVER	2000 Kg
SICUREZZA STANDARD STANDARD SAFETY	WP System
SICUREZZA FOTOBIOLOGICA PHOTOBIOLOGICAL SAFETY	GR1


UPDATE RIVER 24Vdc

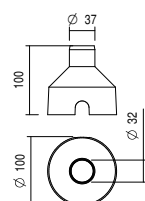
ACCESSORI | ACCESSORIES



a scelta | to be chosen

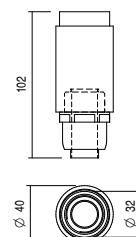
CODICE / CODE	CAW32
TIPOLOGIA / TYPOLOGY	Cassaforma Housing box  kg 0,09
MATERIALE MATERIAL	PVC



CODICE / CODE	CAI32
TIPOLOGIA / TYPOLOGY	Cassaforma Housing box  kg 0,06
MATERIALE MATERIAL	ABS



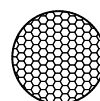
CODICE / CODE	CA832
TIPOLOGIA / TYPOLOGY	Cassaforma IP68 IP68 Housing box   kg 0,06
MATERIALE MATERIAL	PVC



FILTRI | FILTER

a scelta | to be chosen

CODICE / CODE	HC
TIPOLOGIA / TYPOLOGY	Filtro Honeycomb Honeycomb filter
NOTE	with 10°, 36°, 60°, 10°x 55° lens only



CODICE / CODE	BC
TIPOLOGIA / TYPOLOGY	Filtro Black & Clear Black & Clear filter
NOTE	with 10°, 36°, 60° lens only



CODICE / CODE	BD
TIPOLOGIA / TYPOLOGY	Filtro Black & Diffused Black & Diffused filter
NOTE	with diffused lens only

