

NEW POINT SUB M C.C.

IP68 IK08 CE III WP SUB 

TIPOLOGIA | TYPOLOGY

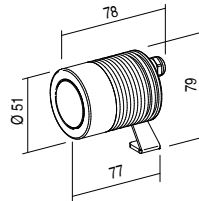

Proiettore | Projector

POSIZIONE INSTALLATIVA | INSTALLATION POSITION

A parete, a soffitto, a terra | Wall, ceiling and ground mounting

AMBIENTE INSTALLATIVO | INSTALLATION LOCATION

Esterno | Outdoor



POINT SUB - M

4W - 6W

 kg 1,15

NEW POINT SUB M C.C.

CARATTERISTICHE ELETTRICHE | ELECTRICAL FEATURES

POTENZA ASSORBITA POWER CONSUMPTION	4W - 6W
ALIMENTAZIONE POWER SUPPLY	C.C.
ALIMENTATORE POWER SUPPLY UNIT	4W - 350mA Non incluso Not included 6W - 500mA Non incluso Not included
COLLEGAMENTO CONNECTION	Serie Series

CARATTERISTICHE ILLUMINOTECNICHE | LIGHTING FEATURES

COLORE LED LED COLOUR	2200K, 2700K, 3000K, 4000K, Red, Green, Blue
INDICE RESA CROMATICA CRI CRI	>80 (2200K, 2700K, 3000K, 4000K)
BINNING	3 McAdam step
OTTICHE OPTICS	8°, 16°, 30°, 40°, 64°
FLUSSO REALE EMESSO - 3000K REAL OUTPUT FLUX	4W 326lm 30° - 6W 465lm 30°
DURATA MEDIA LED AVERAGE LED LIFE	50.000h L80 B10

CARATTERISTICHE MECCANICHE | MECHANICAL FEATURES


PESO WEIGHT	kg 1,15
FINITURE FINISHES	Acciaio Steel
INSTALLAZIONE INSTALLATION	A terra, parete o soffitto con staffa (inclusa), su terreno con picchetto (non incluso), su pali/alberi con cinghia di fissaggio (non inclusa), a immersione anche con base zavorra (non inclusa), Floor, wall or ceiling mounting with bracket (included), in ground with peg (not included), on poles / trees by mounting strap (not included), immersion also with ballast base (not included)
MATERIALE MATERIAL	Corpo in alluminio anticorrosione in acciaio inox AISI 316L per versione Sub, staffa in acciaio inox satinato, vetro temperato trasparente Anticorrosional aluminium body or stainless steel AISI 316L body for Sub version, satinized stainless steel bracket, transparent tempered glass

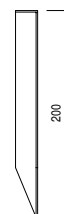
CARATTERISTICHE GENERALI | GENERAL FEATURES


TEMPERATURA DI ESERCIZIO OPERATING TEMPERATURE	-10°C +45°C
GRADO DI PROTEZIONE INGRESS PROTECTION	IP68
GRADO DI RESISTENZA IMPACT RESISTANCE	IK08
GLOW WIRE TEST GLOW WIRE TEST	960°C
TEMPERATURA MASSIMA APPARECCHIO MAX. TEMPERATURE OF FIXTURE	40° @ Ta = 25°
CLASSE DI ISOLAMENTO APPLIANCE CLASS	III
CALPESTABILE WALKOVER	No
CARRABILE DRIVE OVER	No
SICUREZZA STANDARD STANDARD SAFETY	WP System
SICUREZZA FOTOBIOLOGICA PHOTOBIOLOGICAL SAFETY	GR1

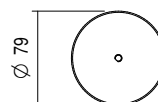
NEW POINT SUB M C.C.

ACCESSORI | ACCESSORIES

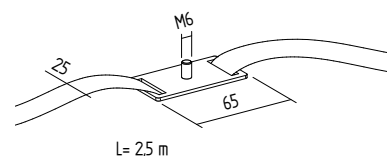
CODICE / CODE	PI002
TIPOLOGIA / TYPOLOGY	Picchetto <i>Peg</i>  kg 0,10
MATERIALE MATERIAL	Acciaio inox <i>Stainless steel</i>



CODICE / CODE	BAP01
TIPOLOGIA / TYPOLOGY	Basetta <i>Base</i>  kg 0,18
MATERIALE MATERIAL	Acciaio inox <i>Stainless steel</i>



CODICE / CODE	CIN20
TIPOLOGIA / TYPOLOGY	Cinghia di fissaggio <i>Mounting Strap</i>  kg 0,11
MATERIALE MATERIAL	Nastro in poliestere, fibbia e basetta in acciaio inox <i>Polyester tape, stainless steel buckle and base</i>



FILTRI | FILTER

CODICE / CODE	HC
TIPOLOGIA / TYPOLOGY	Filtro Honeycomb <i>Honeycomb filter</i>

