

NEW DEDALO S 24Vdc

IP65 IK09 CE III  A A+ A++

TIPOLOGIA / TYPOLOGY

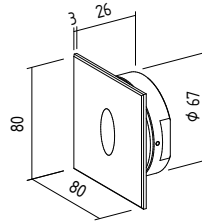
Segnapassi | Steplight

POSIZIONE INSTALLATIVA | INSTALLATION POSITION

A parete | Wall

AMBIENTE INSTALLATIVO | INSTALLATION LOCATION

Esterno | Outdoor



DEDALO S

2,2W

 kg 0,28 68 mm


CARATTERISTICHE ELETTRICHE | ELECTRICAL FEATURES

POTENZA ASSORBITA POWER CONSUMPTION	2,2W
ALIMENTAZIONE POWER SUPPLY	24Vdc
ALIMENTATORE POWER SUPPLY UNIT	2,2W - 24Vdc Non incluso Not included
COLLEGAMENTO CONNECTION	Parallelo Parallel

CARATTERISTICHE ILLUMINOTECNICHE | LIGHTING FEATURES

COLORE LED LED COLOUR	2200K, 2700K, 3000K, 4000K, Red, Green, Blue
INDICE RESA CROMATICA CRI CRI	>80 (2200K, 2700K, 3000K, 4000K)
BINNING	3 step MacAdam 3 MacAdam steps
OTTICHE OPTICS	ASYM
FLUSSO REALE EMESSO - 3000K REAL OUTPUT FLUX	2,2W 68lm
DURATA MEDIA LED AVERAGE LED LIFE	50.000h L80 B10

CARATTERISTICHE MECCANICHE | MECHANICAL FEATURES


PESO WEIGHT	Kg 0,28
FINITURE FINISHES	Bianco txt, Grigio txt, Nero txt, Corten, Antracite txt, Sand txt White, txt Grey, txt Black, Corten, txt Anthracite, Sand
INSTALLAZIONE INSTALLATION	A incasso su cartongesso o legno tramite molla (non inclusa), a incasso su muratura per interferenza tramite o-ring e cassaforma (non inclusi) Recessed on plasterboard or wood with spring (not included), Recessed on brickwork through o-ring and housing box (not included)
MATERIALE MATERIAL	Corpo in alluminio anticorrosivo, vetro di protezione Anticorrosive aluminium body, Protection glass

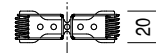
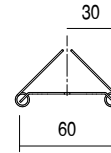
CARATTERISTICHE GENERALI | GENERAL FEATURES


TEMPERATURA DI ESERCIZIO OPERATING TEMPERATURE	-10°C +45°C
GRADO DI PROTEZIONE INGRESS PROTECTION	IP65
GRADO DI RESISTENZA IMPACT RESISTANCE	IK09
GLOW WIRE TEST GLOW WIRE TEST	960°C
TEMPERATURA MASSIMA APPARECCHIO MAX. TEMPERATURE OF FIXTURE	40° @ Ta = 25°
CLASSE DI ISOLAMENTO APPLIANCE CLASS	III
CALPESTABILE WALKOVER	No
CARRABILE DRIVE OVER	No
SICUREZZA STANDARD STANDARD SAFETY	I
SICUREZZA FOTOBIOLOGICA PHOTOBIOLOGICAL SAFETY	GR1

NEW **DEDALO S 24Vdc**

ACCESSORI | ACCESSORIES

CODICE / CODE	ML060
TIPOLOGIA / TYPOLOGY	Molla di torsione <i>Torsion spring</i>  kg 0,01
MATERIALE / MATERIAL	Acciaio inox <i>Stainless steel</i>



CODICE / CODE	CA068
TIPOLOGIA / TYPOLOGY	Cassaforma <i>Housing box</i>  kg 0,08
MATERIALE / MATERIAL	Polietilene <i>Polyethylene</i>

