

## BIA S - DOUBLE EM. C.C.

IP67 IK10 CE III WP 

TIPOLOGIA / TYPOLOGY

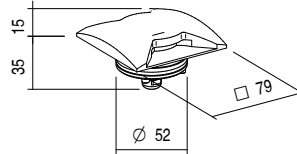

Incasso | Recessed

POSIZIONE INSTALLATIVA | INSTALLATION POSITION

A terra, a parete | Floor, wall

AMBIENTE INSTALLATIVO | INSTALLATION LOCATION

Esterno | Outdoor



BIA S - DOUBLE EM.

2 x 1W - 2 x 1,6W

Finish .01  
kg 0,36Finish .06 .10  
kg 0,57

## BIA S - DOUBLE EM. C.C.

## CARATTERISTICHE ELETTRICHE | ELECTRICAL FEATURES

POTENZA ASSORBITA   POWER CONSUMPTION	2 x 1W - 1,6W
ALIMENTAZIONE   POWER SUPPLY	C.C.
ALIMENTATORE   POWER SUPPLY UNIT	2 x 1W - 350mA non incluso   not included 2 x 1,6W - 500mA non incluso   not included
COLLEGAMENTO   CONNECTION	Serie   Series

## CARATTERISTICHE ILLUMINOTECNICHE | LIGHTING FEATURES

COLORE LED   LED COLOUR	2200K, 2700K, 3000K, 4000K, Red, Green, Blue
INDICE RESA CROMATICA CRI   CRI	>80 (2200K, 2700K, 3000K, 4000K)
BINNING	3 step MacAdam   3 MacAdam steps
OTTICHE   OPTICS	Radial
FLUSSO REALE EMESSO - 3000K REAL OUTPUT FLUX	2x1W 2x34lm - 2x1,6W 2x48lm
DURATA MEDIA LED   AVERAGE LED LIFE	50.000h L80 B10

## CARATTERISTICHE MECCANICHE | MECHANICAL FEATURES

PESO   WEIGHT	Finishig .01	Kg 0,36
	Finishig .06 .10	Kg 0,57
FINITURE   FINISHES	Alluminio anodizzato, Acciaio, Nero txt, Corten, Acciaio Spazzolato, Antracite txt, Sand Anodized aluminium, Steel, txt Black, Corten, Brushed Steel, txt Anthracite, Sand	
INSTALLAZIONE   INSTALLATION	A incasso a terra con cassaforma (non inclusa) Recessed on ground with housing box (not included)	
MATERIALE   MATERIAL	Corpo in alluminio anticorodal, ghiera in alluminio anticorodal o in acciaio inox AISI 316L, ottica in PMMA o PC Anticorodal aluminium body, anticorodal aluminium or AISI 316L stainless steel trim PMMA optics or PC	

## CARATTERISTICHE GENERALI | GENERAL FEATURES

TEMPERATURA DI ESERCIZIO OPERATING TEMPERATURE	-10°C +45°C
GRADO DI PROTEZIONE   INGRESS PROTECTION	IP67
GRADO DI RESISTENZA   IMPACT RESISTANCE	IK10
GLOW WIRE TEST   GLOW WIRE TEST	960°C
TEMPERATURA MASSIMA APPARECCHIO MAX. TEMPERATURE OF FIXTURE	45° @ Ta = 25°
CLASSE DI ISOLAMENTO   APPLIANCE CLASS	III
CALPESTABILE   WALKOVER	Sì / Yes
CARRABILE   DRIVE OVER	2000 Kg
SICUREZZA STANDARD   STANDARD SAFETY	WP System
SICUREZZA FOTOBIOLOGICA PHOTOBIOLOGICAL SAFETY	GR1

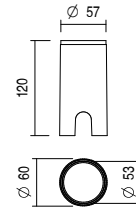
## BIA S - DOUBLE EM. C.C.

ACCESSORI | ACCESSORIES

a scelta | to be chosen

<b>CODICE / CODE</b>	<b>CAW53</b>
<b>TIPOLOGIA / TYPOLOGY</b>	<b>Cassaforma</b> Housing box
<b>MATERIALE   MATERIAL</b>	<b>PVC</b>

kg 0,09



<b>CODICE / CODE</b>	<b>CAI53</b>
<b>TIPOLOGIA / TYPOLOGY</b>	<b>Cassaforma</b> Housing box
<b>MATERIALE   MATERIAL</b>	<b>ABS</b>

kg 0,06

