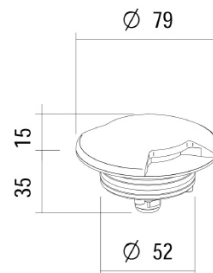


BIA R - DOUBLE EM. C.C.

IP67 IK10 CE III WP TIPOLOGIA / *TPOLOGY*Incasso | *Recessed*POSIZIONE INSTALLATIVA | *INSTALLATION POSITION*A terra, a parete | *Floor, wall*AMBIENTE INSTALLATIVO | *INSTALLATION LOCATION*Esterno | *Outdoor*

BIA R - DOUBLE EM.

2 x 1W - 2 x 1,6W

Finish .01
kg 0,36Finish .06 .10
kg 0,57

BIA R - DOUBLE EM. C.C.

CARATTERISTICHE ELETTRICHE | ELECTRICAL FEATURES

POTENZA ASSORBITA POWER CONSUMPTION	2 x 1W - 1,6W
ALIMENTAZIONE POWER SUPPLY	C.C.
ALIMENTATORE POWER SUPPLY UNIT	2 x 1W - 350mA non incluso not included 2 x 1,6W - 500mA non incluso not included
COLLEGAMENTO CONNECTION	Serie Series

CARATTERISTICHE ILLUMINOTECNICHE | LIGHTING FEATURES

COLORE LED LED COLOUR	2200K, 2700K, 3000K, 4000K, Red, Green, Blue
INDICE RESA CROMATICA CRI CRI	>80 (2200K, 2700K, 3000K, 4000K)
BINNING	3 step MacAdam 3 MacAdam steps
OTTICHE OPTICS	Radial
FLUSSO REALE EMESSO - 3000K REAL OUTPUT FLUX	2x1W 2x34lm - 2x1,6W 2x48lm
DURATA MEDIA LED AVERAGE LED LIFE	50.000h L80 B10

CARATTERISTICHE MECCANICHE | MECHANICAL FEATURES

PESO WEIGHT	Finishig .01	Kg 0,36
	Finishig .06 .10	Kg 0,57
FINITURE FINISHES	Alluminio anodizzato, Acciaio, Nero txt, Corten, Acciaio Spazzolato, Antracite txt, Sand Anodized aluminium, Steel, txt Black, Corten, Brushed Steel, txt Anthracite, Sand	
INSTALLAZIONE INSTALLATION	A incasso a terra con cassaforma (non inclusa) Recessed on ground with housing box (not included)	
MATERIALE MATERIAL	Corpo in alluminio anticorodal, ghiera in alluminio anticorodal o in acciaio inox AISI 316L, ottica in PMMA o PC Anticorodal aluminium body, anticorodal aluminium or AISI 316L stainless steel trim PMMA optics or PC	

CARATTERISTICHE GENERALI | GENERAL FEATURES


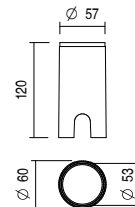
TEMPERATURA DI ESERCIZIO OPERATING TEMPERATURE	-10°C +45°C
GRADO DI PROTEZIONE INGRESS PROTECTION	IP67
GRADO DI RESISTENZA IMPACT RESISTANCE	IK10
GLOW WIRE TEST GLOW WIRE TEST	960°C
TEMPERATURA MASSIMA APPARECCHIO MAX. TEMPERATURE OF FIXTURE	45° @ Ta = 25°
CLASSE DI ISOLAMENTO APPLIANCE CLASS	III
CALPESTABILE WALKOVER	Si / Yes
CARRABILE DRIVE OVER	2000 Kg
SICUREZZA STANDARD STANDARD SAFETY	WP System
SICUREZZA FOTOBIOLOGICA PHOTOBIOLOGICAL SAFETY	GR1

BIA R - DOUBLE EM. C.C.

ACCESSORI | ACCESSORIES

a scelta | to be chosen

CODICE / CODE	CAW53
TIPOLOGIA / TYPOLOGY	Cassaforma Housing box
MATERIALE MATERIAL	PVC

 kg 0,09


CODICE / CODE	CAI53
TIPOLOGIA / TYPOLOGY	Cassaforma Housing box
MATERIALE MATERIAL	ABS

 kg 0,06
