

BIA MINI R - SINGLE EM. C.C.

IP67 IK10 CE III WP 

TIPOLOGIA / TYPOLOGY

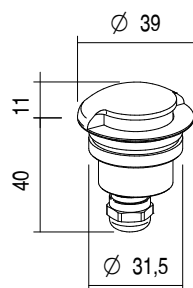
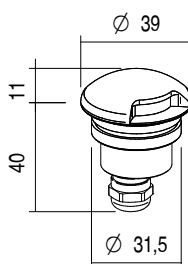
Incasso | Recessed

POSIZIONE INSTALLATIVA | INSTALLATION POSITION

A terra, a parete | Floor, wall

AMBIENTE INSTALLATIVO | INSTALLATION LOCATION

Esterno | Outdoor



Bia Mini R 180°

BIA MINI R - SINGLE EM.

1W - 1,6W

Finish .01
kg 0,12

32 mm

Finish .06 .10
kg 0,16

BIA MINI R - SINGLE EM. C.C.

CARATTERISTICHE ELETTRICHE | ELECTRICAL FEATURES

POTENZA ASSORBITA POWER CONSUMPTION	1W - 1,6W
ALIMENTAZIONE POWER SUPPLY	C.C.
ALIMENTATORE POWER SUPPLY UNIT	1W - 350mA non incluso not included 1,6W - 500mA non incluso not included
COLLEGAMENTO CONNECTION	Serie Series

CARATTERISTICHE ILLUMINOTECNICHE | LIGHTING FEATURES

COLORE LED LED COLOUR	2200K, 2700K, 3000K, 4000K, Red, Green, Blue
INDICE RESA CROMATICA CRI CRI	>80 (2200K, 2700K, 3000K, 4000K)
BINNING	3 step MacAdam 3 MacAdam steps
OTTICHE OPTICS	Mini R version: Radial Mini R 180° version: Radial 180°
FLUSSO REALE EMESSE - 3000K REAL OUTPUT FLUX	Mini R version: 1W 15lm Radial - 1,6W 21lm Radial Mini R 180° version: 1W 23lm Radial 180° - 1,6W 32lm Radial 180°
DURATA MEDIA LED AVERAGE LED LIFE	50.000h L80 B10

CARATTERISTICHE MECCANICHE | MECHANICAL FEATURES


PESO WEIGHT	Finishig .01 Finishig .06 .10	Kg 0,12 Kg 0,16
FINITURE FINISHES	Alluminio anodizzato, Acciaio, Nero txt, Corten, Acciaio Spazzolato, Antracite txt, Sand Anodized aluminium, Steel, txt Black, Corten, Brushed Steel, txt Anthracite, Sand	
INSTALLAZIONE INSTALLATION	A incasso a terra con cassaforma (non inclusa), a incasso su cartongesso o legno tramite molla (non inclusa) Recessed on ground with housing box (not included), recessed on plasterboard or wood with spring (not included)	
MATERIALE MATERIAL	Corpo in alluminio anticorrosivo, ghiera in alluminio anticorrosivo o in acciaio inox AISI 316L, ottica in PMMA o PC Anticorrosional aluminium body, anticorrosional aluminium or AISI 316L stainless steel trim PMMA optics or PC	

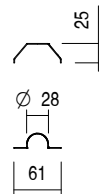
CARATTERISTICHE GENERALI | GENERAL FEATURES


TEMPERATURA DI ESERCIZIO OPERATING TEMPERATURE	-10°C +45°C
GRADO DI PROTEZIONE INGRESS PROTECTION	IP67
GRADO DI RESISTENZA IMPACT RESISTANCE	IK10
GLOW WIRE TEST GLOW WIRE TEST	960°C
TEMPERATURA MASSIMA APPARECCHIO MAX. TEMPERATURE OF FIXTURE	45° @ Ta = 25°
CLASSE DI ISOLAMENTO APPLIANCE CLASS	III
CALPESTABILE WALKOVER	Sì / Yes
CARRABILE DRIVE OVER	2000 Kg
SICUREZZA STANDARD STANDARD SAFETY	WP System
SICUREZZA FOTOBIOLOGICA PHOTOBIOLOGICAL SAFETY	GR1

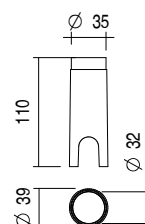
BIA MINI R - SINGLE EM. C.C.

ACCESSORI | ACCESSORIES


CODICE / CODE	ML032
TIPOLOGIA / TYPOLOGY	Molla di torsione <i>Torsion spring</i>  kg 0,001
MATERIALE MATERIAL	Acciaio inox <i>Stainless steel</i>



CODICE / CODE	CAW32
TIPOLOGIA / TYPOLOGY	Cassaforma <i>Housing box</i>  kg 0,09
MATERIALE MATERIAL	PVC



a scelta | to be chosen

CODICE / CODE	CAI32
TIPOLOGIA / TYPOLOGY	Cassaforma <i>Housing box</i>  kg 0,06
MATERIALE MATERIAL	ABS

