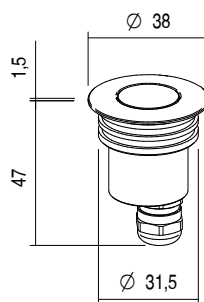


ALTEA R 24Vdc

IP67 IK08 CE III WP TIPOLOGIA / *TPOLOGY*Incasso | *Recessed*POSIZIONE INSTALLATIVA | *INSTALLATION POSITION*A terra, a parete o a soffitto | *Floor, wall or ceiling mounting*AMBIENTE INSTALLATIVO | *INSTALLATION LOCATION*Esterno | *Outdoor*

ALTEA R

2,2W

Finish .01
kg 0,11

32 mm

Finish .06 .10
kg 0,15

ALTEA R 24Vdc

CARATTERISTICHE ELETTRICHE | ELECTRICAL FEATURES

POTENZA ASSORBITA POWER CONSUMPTION	2,2W
ALIMENTAZIONE POWER SUPPLY	24Vdc
ALIMENTATORE POWER SUPPLY UNIT	24Vdc - 2,2W non incluso not included
COLLEGAMENTO CONNECTION	Parallelo Parallel

CARATTERISTICHE ILLUMINOTECNICHE | LIGHTING FEATURES

COLORE LED LED COLOUR	2200K, 2700K, 3000K, 4000K, Red, Green, Blue
INDICE RESA CROMATICA CRI CRI	>80 (2200K, 2700K, 3000K, 4000K)
BINNING	3 step MacAdam 3 MacAdam steps
OTTICHE OPTICS	10°, 36°, 60°, Diffused, 10°x 55°
FLUSSO REALE EMESSE - 3000K REAL OUTPUT FLUX	2,2W 127lm 36°
DURATA MEDIA LED AVERAGE LED LIFE	50.000h L80 B10

CARATTERISTICHE MECCANICHE | MECHANICAL FEATURES


PESO WEIGHT	Finishig .01	Kg 0,11
	Finishig .06 .10	Kg 0,15
FINITURE FINISHES	Alluminio anodizzato, Acciaio, Acciaio Spazzolato Anodized aluminium, Steel, Brushed Steel	
INSTALLAZIONE INSTALLATION	A incasso a terra con cassaforma (non inclusa), a incasso su cartongesso o legno tramite molla (non inclusa), a incasso su muratura con cassaforma (non inclusa) Recessed on ground with housing box (not included), recessed on plasterboard or wood with springs (not included), recessed on brickwork with housing box (not included)	
MATERIALE MATERIAL	Corpo in alluminio anticorodal anodizzato, ghiera in alluminio anodizzato o in acciaio inox AISI 316L, vetro temperato trasparente e lente in PMMA Anticorodal anodized aluminium body, anodized aluminium or AISI 316L stainless steel trim, transparent tempered glass and PMMA lens	

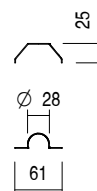
CARATTERISTICHE GENERALI | GENERAL FEATURES


TEMPERATURA DI ESERCIZIO OPERATING TEMPERATURE	-10°C +45°C
GRADO DI PROTEZIONE INGRESS PROTECTION	IP67
GRADO DI RESISTENZA IMPACT RESISTANCE	IK08
GLOW WIRE TEST GLOW WIRE TEST	960°C
TEMPERATURA MASSIMA APPARECCHIO MAX. TEMPERATURE OF FIXTURE	45° @ Ta = 25°
CLASSE DI ISOLAMENTO APPLIANCE CLASS	III
CALPESTABILE WALKOVER	Sì / Yes
CARRABILE DRIVE OVER	2000 Kg
SICUREZZA STANDARD STANDARD SAFETY	WP System
SICUREZZA FOTOBIOLOGICA PHOTOBIOLOGICAL SAFETY	GR1

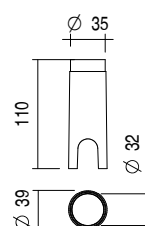
ALTEA R 24Vdc


ACCESSORI | ACCESSORIES

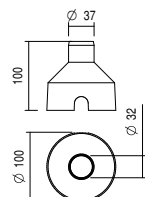
CODICE / CODE	ML032	
TIPOLOGIA / TYPOLOGY	Molla di torsione <i>Torsion spring</i>	 kg 0,001
MATERIALE MATERIAL	Acciaio inox <i>Stainless steel</i>	



CODICE / CODE	CAW32	
TIPOLOGIA / TYPOLOGY	Cassaforma <i>Housing box</i>	 kg 0,09
MATERIALE MATERIAL	PVC	



CODICE / CODE	CAI32	
TIPOLOGIA / TYPOLOGY	Cassaforma <i>Housing box</i>	 kg 0,06
MATERIALE MATERIAL	ABS	

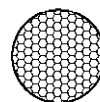


a scelta | to be chosen

a scelta | to be chosen

FILTRI | FILTER

CODICE / CODE	HC	
TIPOLOGIA / TYPOLOGY	Filtro Honeycomb <i>Honeycomb filter</i>	
NOTE	<i>with 10°, 36°, 60°, 10°x 55° lens only</i>	



CODICE / CODE	BC	
TIPOLOGIA / TYPOLOGY	Filtro Black & Clear <i>Black & Clear filter</i>	
NOTE	<i>with 10°, 36°, 60° lens only</i>	



CODICE / CODE	BD	
TIPOLOGIA / TYPOLOGY	Filtro Black & Diffused <i>Black & Diffused filter</i>	
NOTE	<i>with diffused lens only</i>	

