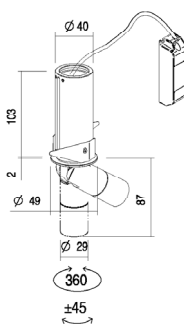


NEW

GEA FRAME IP40 IN-OUT 230V_{ac}IP40 IK06 CE   TIPOLOGIA / *TPOLOGY*Incasso Estraibile | *Recessed*POSIZIONE INSTALLATIVA | *INSTALLATION POSITION*A soffitto | *Ceiling mounting*AMBIENTE INSTALLATIVO | *INSTALLATION LOCATION*Interno | *Indoor*

GEA FRAME IP40 IN-OUT

7W

 kg 0,28 42 mm

CARATTERISTICHE ELETTRICHE | ELECTRICAL FEATURES

POTENZA ASSORBITA POWER CONSUMPTION	7W
ALIMENTAZIONE POWER SUPPLY	230Vac
FREQUENZA FREQUENCY	50/60 Hz
ALIMENTATORE POWER SUPPLY UNIT	Incluso Included
COLLEGAMENTO CONNECTION	Tensione di rete Mains voltage

CARATTERISTICHE ILLUMINOTECNICHE | LIGHTING FEATURES

COLORE LED LED COLOUR	2700K, 3000K, 4000K
INDICE RESA CROMATICA CRI CRI	>90 (2700K, 3000K, 4000K)
BINNING	3 step MacAdam 3 MacAdam steps
OTTICHE OPTICS	10°, 36°, 60°
UGR	<19
FLUSSO REALE EMESSO - 3000K REAL OUTPUT FLUX	7W 408lm 36°
DURATA MEDIA LED AVERAGE LED LIFE	50.000h L80 B10

CARATTERISTICHE MECCANICHE | MECHANICAL FEATURES

PESO WEIGHT	Kg 0,28
FINITURE FINISHES	Bianco txt , Grigio txt, Nero txt txt White, txt Grey, txt Black
INSTALLAZIONE INSTALLATION	A incasso su cartongesso o legno tramite molle (incluse) A incasso su muratura con cassaforma (non inclusa) e molla (inclusa) Recessed on plasterboard or wood with springs (included) Recessed on brickwork with housing box (not included) and spring (included)
MATERIALE MATERIAL	Corpo in alluminio verniciato con cornice, lente in PMMA Varnished aluminium body with frame, PMMA lens


CARATTERISTICHE GENERALI | GENERAL FEATURES

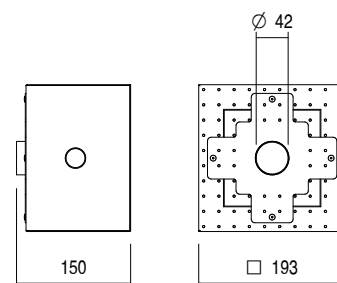
TEMPERATURA DI ESERCIZIO OPERATING TEMPERATURE	-10°C +45°C
GRADO DI PROTEZIONE INGRESS PROTECTION	IP40
GRADO DI RESISTENZA IMPACT RESISTANCE	IK06
GLOW WIRE TEST GLOW WIRE TEST	960°C
TEMPERATURA SCHERMO SCREEN TEMPERATURE	40° @ Ta = 25°
CLASSE DI ISOLAMENTO APPLIANCE CLASS	II
CALPESTABILE WALKOVER	No
CARRABILE DRIVE OVER	No
SICUREZZA STANDARD STANDARD SAFETY	I
SICUREZZA FOTOBIOLOGICA PHOTOBIOLOGICAL SAFETY	GR1

NEW

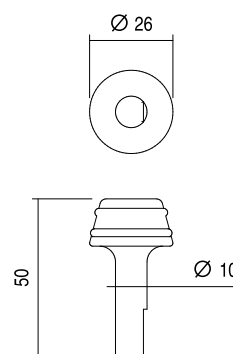
GEA FRAME IP40 IN-OUT 230V_{ac}

ACCESSORI | ACCESSORIES

CODICE / CODE	CMGI23
TIPOLOGIA / TYPOLOGY	Cassaforma Housing box  kg 2,20
MATERIALE MATERIAL	Acciaio inox e alluminio Stainless steel and aluminium



CODICE / CODE	CHGEA
TIPOLOGIA / TYPOLOGY	Estrattore Extractor
MATERIALE MATERIAL	PLA



FILTRI | FILTER

CODICE / CODE	HC
TIPOLOGIA / TYPOLOGY	Filtro Honeycomb Honeycomb filter

